





05/03/2020 14:02:11

Problem & Solution

11.000 trees are cut every year and are used to make receipts

80% would like a digital receipt

32% of the Dutch households are behind on payments

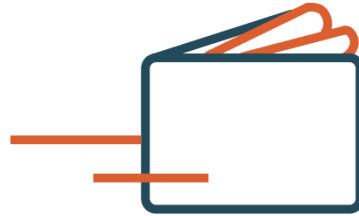
Our mission

We hope that Kibi can reach thousands of people by providing a safe digital platform that can store their receipts, help them keep up with finances and their spending behavior, while also taking care of the environment by minimizing paper waste.

Unique selling points



Kibi is good for the environment

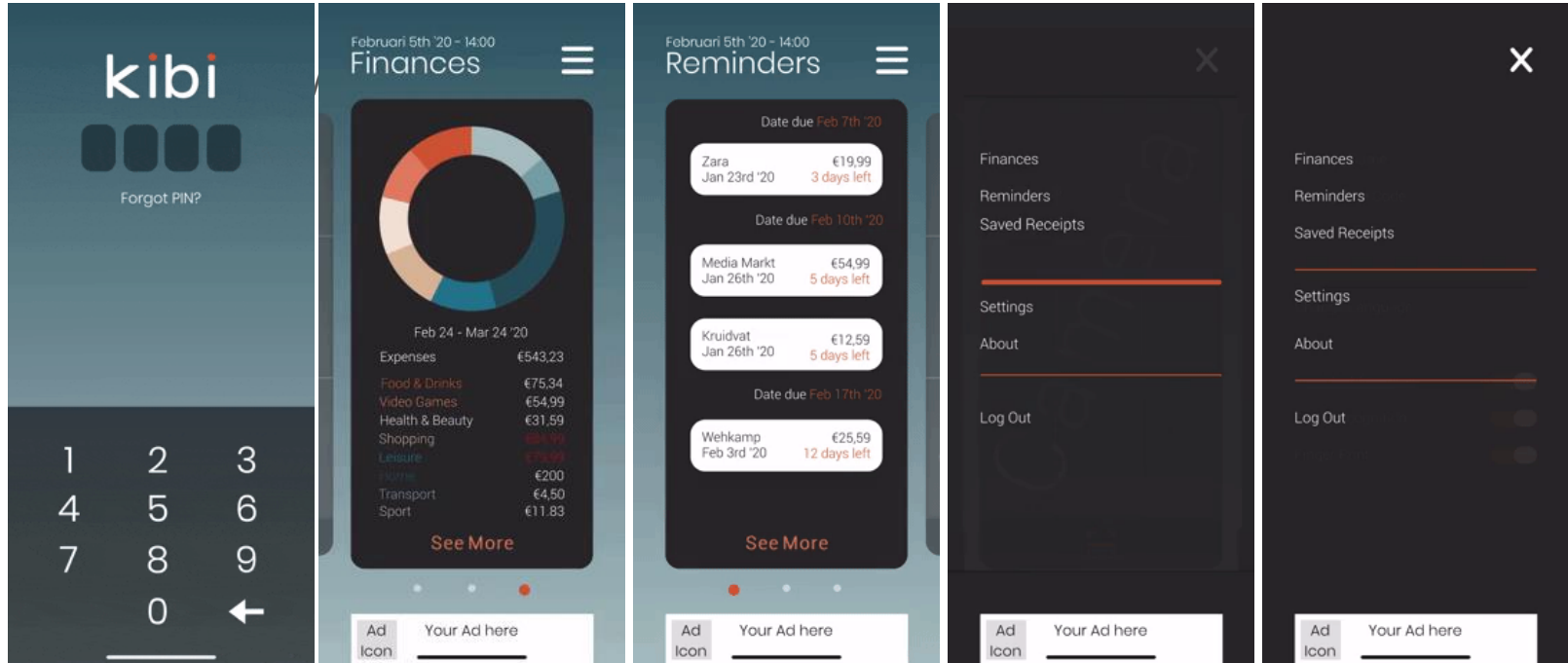


Kibi keeps your information safe and stored



Kibi has all your receipts in one place.

Prototype



Launch website


Home Features Our team Commercial Our mission Contact Login

Kibi

Kassabonnen, innovatief bewaren voor iedereen.

Do you always lose your receipts? Are you forgetting to return items in time? And do you consider paper receipts as a waste of resources? Then Kibi is here to help you! Kibi is an app that allows you to carry your receipts always with you, in digital form. Kibi allows you to scan a qr-code at the check-out so, you don't need a paper receipt. The app will tell you all about your purchases and store them organized into categories. Kibi is now available in the Google Play Store and the App Store!

[Download on Android](#) [Download on iOS](#)

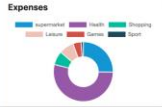


The smartphone screen shows the Kibi app interface. At the top, it says 'Februari 5th '20 - 14:00' and 'Finances'. Below that is a donut chart with segments in orange, blue, and green. Under the chart, it lists 'Feb 24 - Mar 24 '20' and 'Expenses €543.23'. A list of categories follows: 'Food & Drinks €75.34' and 'Video Games €54.09'.

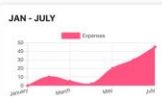
Home Log out

Welcome, Jin

Expenses



JAN - JULY



Categories

- Supermarket
- Health & beauty
- Shopping
- Leisure
- Games
- Sport

Dashboard
Monthly overview
Expenses
Account settings
[Upload receipt](#)

Footer:

© Kibi 2020, all rights served.

Home
Features
Our team
Commercial
Our mission

Contact
+31 6 12345678
info@kibi.nl
Oudezandse straat 131
7547GJ
Hengelo

Short-term plans

- Search for a capable programmer/back-end web developer
- Make the app functional
- Add functional budgeting tools on the website
- Link the website and the app together

Financial side

Gross Profit €45.142

Total Costs €41.575

Omzet - Revenue	1st year	
Omzet geleverde diensten - Turnover services provided	€75.000	create the layout for different companies
Omzet geleverde producten - Turnover delivered products	€40.000	selling the ads
Totaal omzet - Total turnover	€115.000	
Inkoop materialen - Purchasing materials	€ -	
Salaris Designer / Artist - Salary Designer / Artist	€57.408	
Salaris huren Engineer - Engineer Hire	€12.450	
Totaal - Total	€69.858	
Brutowinst - Gross profit	€45.142	
Kosten - costs	1st year	
Huisvestings- en inventaris kosten - Housing and inventory costs	€16.158	
Vervoer- en transportkosten - Transport and transportation costs	€16.740	
Promotiekosten - Promotional costs	€750	
Algemene beheerkosten - General management costs	€4.125	
Afschrijvingen - Depreciation	€4.330	
Totale kosten - Total costs	€41.575	
Rente- en bankkosten - Interest and bank charges	€1.395	
Nettowinst (= fiscale winst) - Net profit (= taxable profit)	€1.644	
Additional information:		
> I have calculated our hourly rate in the following way:		
an engineer earns € 30 per hour. An artist / designer € 23 we assume that the designer / artists work 8 hours a week, and this x 52 weeks is a salary of € 9568 per year x 6 employees = € 57408 we assume that the engineer 7 weeks to develop the app and backend of the website, this is 280 hours. which comes out at € 8400 for these 7 weeks. we also charge maintenance for 3 hours a week during the rest of the year, which amounts to € 90 x 45 weeks, which has a total of € 4050. The engineer will therefore earn € 12450 from Kibi in the year.		

Processed

We appreciate your feedback.
Visit our website www.mijnkibi.nl



Thank you!